

# Block Dimensions

## Classic Colonial

### General Information

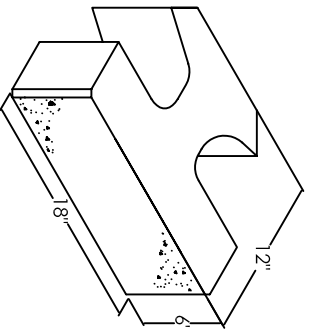
Absorption... Meets or exceeds ASTM C90/75 standards  
 Compressive Strength... 3000 psi approximate minimum (unless otherwise specified)  
 Composition... Height strength, high density, "V" slump concrete

### Unit Information

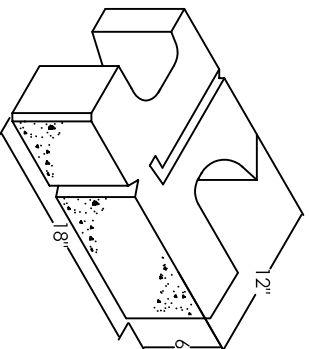
Colonial 6/12 Unit:  
 18" Straight Rautic Face ..... 6h x 12" w and 6 h x 6 w; 75 lbs; approx. .... 0.75 sq. ft. face  
 Colonial 18 Unit:  
 18" Straight Rautic Face ..... 6h x 18 w; 64 lbs; approx. .... 0.75 sq. ft. face  
 Universal Cap Straight Spill Face ..... 4h x 18 w front and 4h x 14 w back; 54 lbs; approx. .... 0.50 sq. ft. front, 0.37 sq. ft. back  
 ..... Average turning length is 16" (see installation manual)

### Face Options

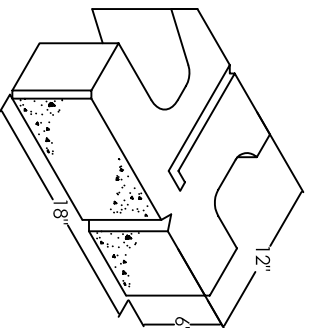
Face Patterns: ..... Rautic Face



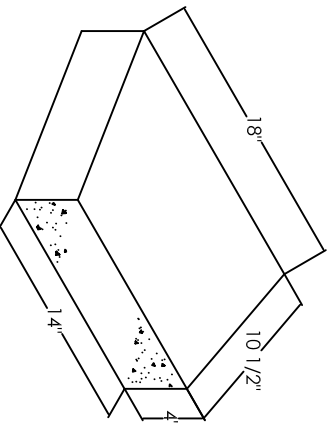
Classic Colonial 18 Unit



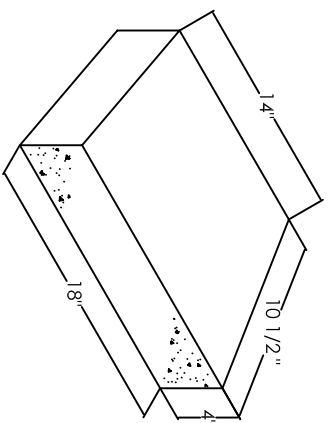
Classic Colonial 6/12 Unit



Classic Colonial 12/6 Unit



Classic Universal Cap - Back




Classic Universal Cap - Front

This drawing is furnished for preliminary design purposes only, and it should not be used for final design drawings or construction drawings without the certification of a professional engineer registered in the state in which the wall will be constructed.

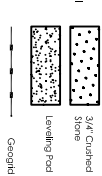
No.	Date	Revision	By



**ROCKWOOD**  
 RETAINING WALLS  
*A Better Way*



Intermeddle Compacted Fill  
 Native Soil



3/4" Crushed Stone  
 Leveling Pad  
 Geogrid

Project Name:	
Project Location:	
Sheet # of \$	XX of \$
Block Dimensions	

Project Name:	
Project Location:	
Sheet # of \$	
Block Dimensions	