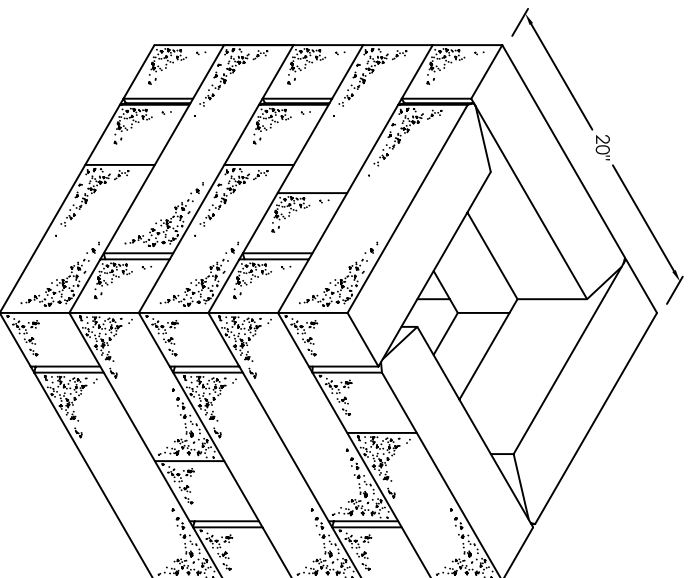
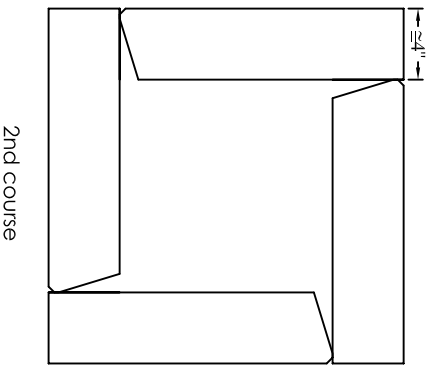
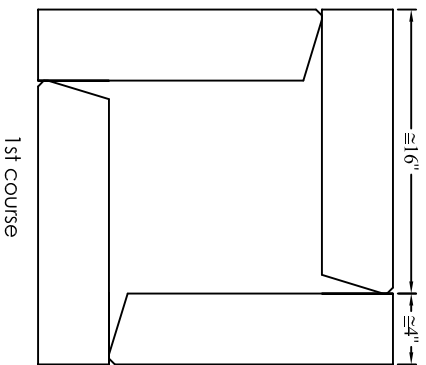
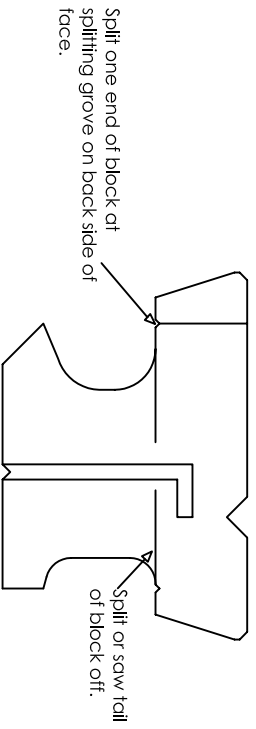


Classic 20" Column

Classic Colonial

Notes:

1. 6" or 8" Classic straight face base block; 18" Colonial base block.
2. If regular Classics are used, anchor bar and stacking bar need to be removed.
3. Using Super Stik adhere each course to the block below.
4. 3rd course would look like 1st. 4th course would look like 2nd. Continue pattern.
5. Split or saw tail of block off.



Note: Reinforcement should be designed by structural engineer if column height exceeds 6'.

This drawing is furnished for preliminary design purposes only, and should not be used for final design drawings or construction drawings without the certification of a professional engineer registered in the state in which the wall will be constructed.

No.	Date	Revision	By

PROVIDE IN

ROCKWOOD
RETAINING WALLS
A Better Way

Legend	
	Permeable Compacted fill
	3/4" Crushed Stone
	Leveling Pad
	Geogrid

Project Name:		Project Location:		Prepared For:	
Classic 20" Column	XX	YY	YY	CCC	DDD
				Sheet #	of \$
				Date: MM/DD/YYYY	Project Number: WWWPRO#