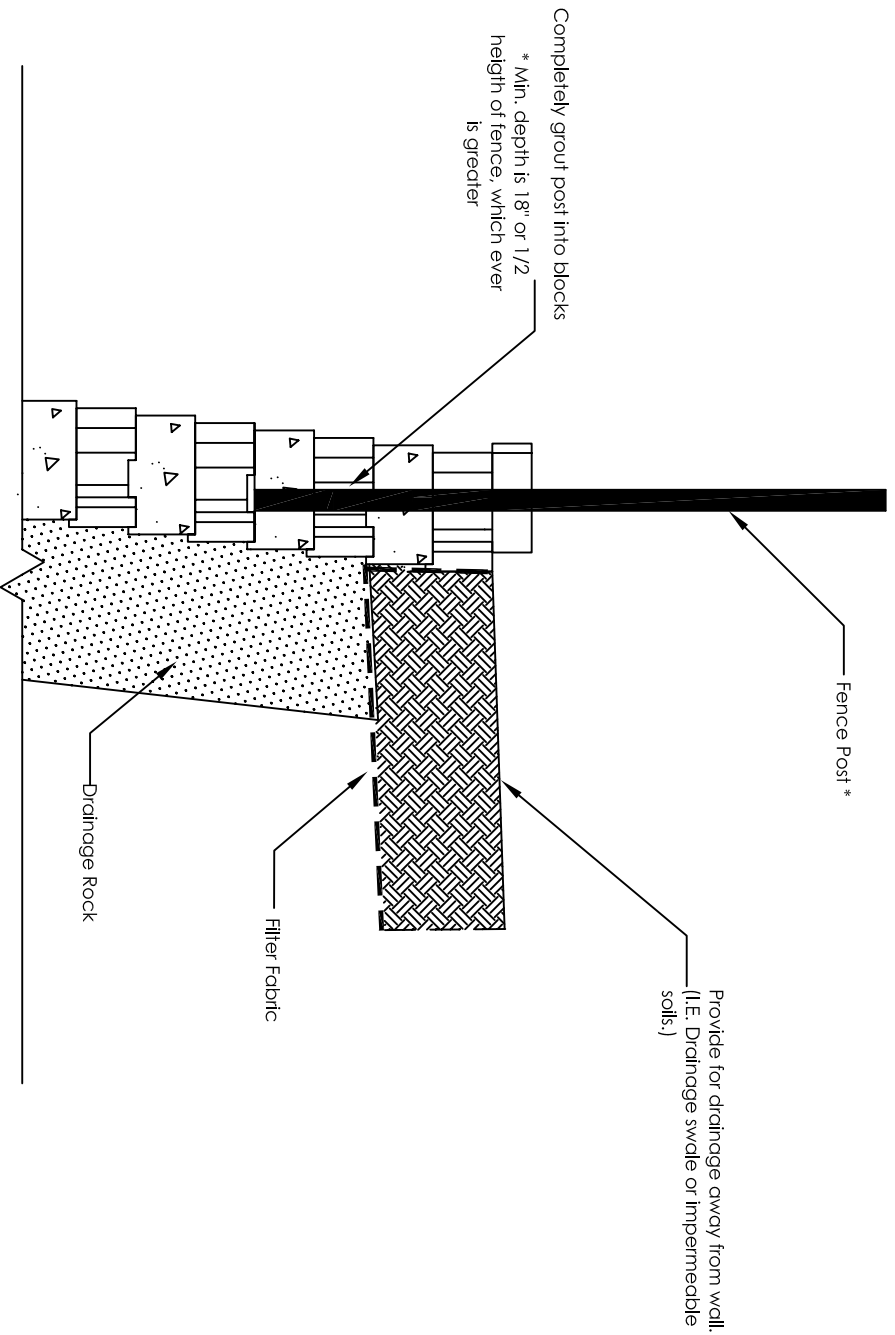


# Fence on Top of Wall Classic Colonial

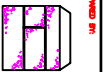


\*Non wind bearing fence. If lateral loads will be applied, fence should be designed by structural engineer.


Scale: None

This drawing is furnished for preliminary design purposes only, and should not be used for final design drawings or construction drawings without the certification of a professional engineer registered in the state in which the wall will be constructed

No.	Date	Revision	By



**ROCKWOOD**  
RETAINING WALLS  
*A Better Way*



**Legend**  
 Impermeable Compacted Fill  
 3/4" Crushed Stone  
 Leveling Pad  
 Geogrid

Project Name	Project Location	Project Description	Sheet # of \$	Project Number